



KOHLI ALUMINIUM

INSTAGRAM: -KOHLI.ALUMINIUM_PAHARGANJ

ADVANTAGES


Experience high-quality craftsmanship with innovation in facade engineering. Our collaborations with turkish and italian brands set us apart in the industry whilst offering our clients world-class coatings and finishes, making them maintenance-friendly



HIGHQUALITY
MATERIALS



FIRE
RETARDENT



TIMETESTED
DURABILITY



LOW
MAINTENANCE



ANTI

LIVING PRODUCTS



Perforated customized
Panels




Louvers



Shingles



Coin Matrix



Parametric's



Flutings




C channel



Kinetic


Perforated customized Panels

customized perforated matrix cassette is a stunning, copper-toned cladding that enhances the flow of natural light and adds dimension to any building facade. the perforated matrix design creates a captivating visual effect and the material is easy to install and maintain. ideal for modern, sophisticated buildings, it is a popular choice for architects seeking a clean, minimal design that is both timeless and contemporary.





Perforated Panels




Louvers



Louvers

Aluminium Louver Crafted from high-quality aluminium, our Aluminium Louver is a sleek and durable solution for ventilation and temperature control in any building. With its adjustable slats, it provides maximum airflow while keeping out unwanted elements such as direct sunlight, rain, and noise. The slim and modern design of our louvers adds a touch of sophistication to any architectural style, while the superior materials used ensure long-lasting performance and low maintenance. Customizable in size and finish, our Aluminium Louver is the perfect addition to any building that requires both form and function.



Louver types



SQUARE



DESIGNER



RECTANGULAR




Elliptical



CIRCULAR

SHINGLES

Shingles Our shingles are designed to provide exceptional protection to your residential or commercial building while enhancing its aesthetic appeal. Crafted from premium materials such as asphalt, wood, metal, or composite, our shingles are built to last. We offer modern styles with different shapes and textures to suit your personal taste and preferences. Our shingles are easy to install and can be used in a variety of roofing structures, making them a popular choice among builders and contractors. They are lightweight and easy to transport, ensuring a hassle-free installation process. With excellent durability and resistance to the elements such as wind, rain, and hail, our shingles are a reliable choice for any construction project. They require minimal maintenance, with occasional inspections and repairs to keep them in top condition.




The background features a series of wavy, golden lines that create a sense of depth and movement. The lines are more densely packed on the right side, where they form a curved, almost sculptural shape, and become more sparse and straighter towards the left. The overall effect is reminiscent of a topographical map or a stylized, flowing fabric.

Designer Range

Coin Matrix

Customized coin matrix cassette is

a stunning, copper-toned cladding that enhances the flow of natural light and adds dimension to any building facade. the coin matrix cassette design creates a captivating visual effect and the material is easy to install and maintain. ideal for modern, sophisticated buildings, it is a popular choice for architects seeking a clean, minimal design that is both timeless and contemporary.




Parametric

Parametric facade is a blend of engineering and art, allowing buildings to have a dynamic and unique form. Parametric design for the facade is the application of computation strategies to the design process which aims at encoding decisions using computer power and language. By using parametric design, architects are able to create high quality designs providing solutions for visual, material and structural aspects




Aluminium profiles


Aluminium profiles



CRYSTA-Ø1



CRYSTA-Ø2



CRYSTA-Ø3



CRYSTA-Ø4



CRYSTA-Ø5



CRYSTA-Ø6



CRYSTA-Ø7



CRYSTA-Ø8



CRYSTA-Ø9



CRYSTA-10



CRYSTA-11



CRYSTA-12



CRYSTA-13



CRYSTA-14



CRYSTA-15



CRYSTA-16



Gate's


Gate's

Our Gates are a perfect combination of security, style, and durability. Made from high-quality aluminium, our gates are designed to provide maximum protection and privacy while enhancing the aesthetics of any property. Available in a wide range of designs, colors, and finishes, our gates can be customized to match any architectural style and personal taste. With their sturdy construction and advanced locking systems, our gates provide peace of mind for homeowners and business owners alike. Let our Gates be the first line of defense for your property



C channel

Aluminium Extruded C Channel the perfect solution for various construction projects. The C-shaped profile design provides excellent structural support while allowing for flexibility and ease of installation. The high-quality aluminium material used in its construction ensures its strength and durability, making it ideal for use in high-stress applications. With its sleek and modern design, it adds an aesthetic appeal to any project, making it a versatile choice for a wide range of applications. From building frames and enclosures to decorative finishes, our Aluminium Extruded C Channel is a reliable and guarantees quality and longevity.



Kinetic


The kinetic facade is an example of an element within kinetic architecture and can be used to control light, air, energy and even information. Kinetic facades can among other things reduce the sun's rays penetrating the building or allow fresh air into the building, thus changing the indoor environment.



Shades

A collection of color swatches in various shades of brown and beige, arranged on a light gray background. The swatches are labeled with codes and names. The labels include: 4490 V.5 Base: Beige 1 / Beige 1, 4513 V.1 Base: Marmel 1 / Brown 1, 4532 V.2 Base: Pardo 1 / Brown 1, 4516 V.23 Base: Bordo / White, and V.1 Base: 1 / Beige 1.

Wooden finishes



4475 V.1
Base: Marrone 1 / Brown 1



4489 V.1
Base: Marrone 1 / Brown 1



4490 V.5
Base: Beige 1 / Beige 1



4506 V.7
Base: Beige 1 / Beige 1



4513 V.1
Base: Marrone 1 / Brown 1



4516 V.1
Base: Beige 1 / Beige 1



4516 V.23
Base: Bianca / White



4532 V.2
Base: Beige1 / Beige1



4717 V.1

Base: Beige 1 / Beige 1



4900 V.1

Base: Beige 1 / Beige 1



4904 V.1

Base: Bianca / White



4906 V.1

Base: Marrone 1 / Brown 1



7021 V.2

Base: Beige 1 / Beige 1



7044 V.1

Base: Beige 1 / Beige 1



7049 V.1

Base: Marrone 1 / Brown 1



7274 V.1

Base: Marrone 1 / Brown 1





CONCRETE FINISHES



STONE EFFECT'S



Dark Grey Natural Concrete
N4377N



Light Grey Natural Concrete
N4373N



Limestone
N4375N



Sandstone
N4374N



Limestone
N4375N



Red Brick
N4371N



Portland Stone
N4372N



Dark Grey Natural Concrete
N4377N



Light Grey Natural Concrete
N4373N

SOLID FINISHES



TEXTURE FINISHES



SOLID FINISHES



YW15FN (RAL 9006)
Satin (Dry Blended Metallic)




YCB18N (RAL 9016)
Satin



YC19AN (RAL 9003)
Satin



YCA87N (RAL 9010)
Satin



YPD78N (RAL 7035)
Matt





KOHLI ALUMINIUM

Contacts :- 9696964436 , 8800705899 , 9811141923

EMAIL :- ALUMINIUM.KOHLI@GMAIL.COM

Address:- B-3, Puspha Complex, Desh Bandhu
Gupta Road, Paharganj, New Delhi - 110055